

DOCUMENT SCAN CONTROL SHEET

Document ID 530807

2 CONTAINER SIZES: 12 OZ. & 3 LB.
FOLLOWED BY BOOKLET LABELING.
SAME CONTAINER LABEL AS FOR
SLN NY_120008.

NYS TRACKING # SLN NY-120009

SLN EPA REG #: 86203-11-59639

Product Name SAFARI 20SG INSECTICIDE [BASAL TRUNK SPRAY FOR CONTROL OF HEMLOCK WOOLLY ADELGID AND ELONGATE HEMLOCK

Accepted Date 3/30/2012

Document Type PRILAB

Registration ID 173872

FORM: 1812-B
NAME: Safari 20 SG Insecticide
KIND: Composite Label
DATE: 10/7/11

PRODUCT SIZE: 12 Ounces
BASE LABEL SIZE: 4-1/4" W x 3-1/2" H
CLOSED BOOKLET SIZE: 3-3/4" W x 3-1/2" H
OPEN BOOKLET SIZE: 7-1/2" W x 3-1/2" H
UCC-EAN: (01) 0 06 53204 09695 1

BLACK
CYAN
MAGENTA
YELLOW

**ACCEPTED FOR REGISTRATION
ONLY IN CONJUNCTION WITH
NEW YORK STATE SPECIFIC
SUPPLEMENTAL LABELING
SLN NY-120009**

March 28, 2012

New York State Department of
Environmental Conservation
Division of Solid & Hazardous Materials
Pesticide Product Registration Section


FRONT

DOC ID 530807

GROUP 4A INSECTICIDE

Safari[®]
20 SG INSECTICIDE

Classified for
"RESTRICTED USE"
in New York State
under 6NYCRR Part 326



**FOR FOLIAR AND SYSTEMIC INSECT CONTROL IN
ORNAMENTAL PLANTS, VEGETABLE TRANSPLANTS IN
ENCLOSED STRUCTURES.**

**For Greenhouse, Nursery, Interior Plantscape and
Outdoor Landscape Use Only**

Active Ingredient:
Dinotefuran, [N-methyl-N'-nitro-N''-(
(tetrahydro-3-furanyl)methyl)guanidine] . . . 20%
Other Ingredients 80%
Total: 100%
EPA Reg. No. 86203-11-59639
EPA Est. 67545-AZ-01

Refer to Pamphlet for Use Directions.

NET CONTENTS 12 OUNCES

**KEEP OUT OF
REACH OF CHILDREN
CAUTION**
SEE NEXT PAGE FOR ADDITIONAL
PRECAUTIONARY STATEMENTS



Form 1812-B

3.5"

3.75"

FIRST AID

- If on skin or clothing:** Take off contaminated clothing.
Rinse skin immediately with plenty of water for 15-20 minutes.
Call a poison control center or doctor for further treatment advice.
- If swallowed:** Call poison control center or doctor immediately for treatment advice.
Do not induce vomiting unless told to do so by the poison control center or doctor.
Have person sip a glass of water if able to swallow.
Do not give anything by mouth to an unconscious person.
- If in eyes:** Hold eye open and rinse slowly and gently with water for 15-20 minutes.
Remove contact lenses, if present, after the first 5 minutes, then continue rinsing eye.
Call a poison control center or doctor for further treatment advice.
- If inhaled:** Move person to fresh air.
If person is not breathing, call 911 or an ambulance, then give artificial respiration, preferably mouth-to-mouth, if possible.
Call a poison control center or doctor for further treatment advice.

HOT LINE NUMBER

Have the product container or label with you when calling a poison control center or doctor or going for treatment. You may also contact **1-800-892-0099** for emergency medical treatment information.

PRECAUTIONARY STATEMENTS

HAZARDS TO HUMANS AND DOMESTIC ANIMALS

CAUTION

Harmful if swallowed or absorbed through skin. Causes moderate eye irritation. Do not allow contact with skin, eyes or clothing. Wash thoroughly with soap and water after handling. Remove contaminated clothing and wash before reuse.

PERSONAL PROTECTIVE EQUIPMENT

Applicators and other handlers must wear:

- Long-sleeved shirt and long pants
- Chemical-resistant gloves made of any waterproof material such as polyethylene or polyvinyl chloride
- Shoes plus socks

USER SAFETY REQUIREMENTS

Follow manufacturer's instructions for cleaning/maintaining PPE. If no such instructions exist for washables, use detergent and hot water. Keep and wash PPE separately from other laundry.

USER SAFETY RECOMMENDATIONS

Users should:

- Wash hands before eating, drinking, chewing gum, using tobacco or using the toilet.
- Remove clothing immediately if pesticide gets inside. Then wash thoroughly and put on clean clothing.
- Remove PPE immediately after handling this product. Wash the outside of gloves before removing. As soon as possible, wash thoroughly and change into clean clothing.

3.5"

3.75"

ENVIRONMENTAL HAZARDS

This pesticide is toxic to shrimp. Do not apply directly to water, or to areas where surface water is present or to intertidal areas below the mean high water mark. Do not apply when weather conditions favor drift from treated areas. Drift and runoff from treated areas may be hazardous to aquatic organisms in water adjacent to treated areas. Do not dispose equipment washwaters or rinsate into a natural drain or water body.

This product is highly toxic to bees exposed to direct treatment or residues on blooming crops or weeds. Do not apply this product or allow it to drift to blooming crops or weeds if bees are visiting the treatment area.

Dinotefuran and its degradate, MNG have the properties and characteristics associated with chemicals detected in ground water. The high water solubility of dinotefuran, and its degradate, MNG, coupled with its very high mobility, and resistance to biodegradation indicates that this compound has a strong potential to leach to the subsurface under certain conditions as a result of label use. Use of this chemical in areas where soils are permeable, particularly where the water table is shallow, may result in ground-water contamination. Periodic monitoring of shallow ground water in the use area is recommended.

PHYSICAL OR CHEMICAL HAZARDS

Do not use, pour, spill or store near heat or open flame.

SPRAY DRIFT ADVISORY

Do not apply under conditions involving possible drift to food, forage or other plantings that might be damaged or the crop thereof rendered not for sale, use or consumption.

DIRECTIONS FOR USE

It is a violation of Federal law to use this product in a manner inconsistent with its labeling.

3.5"

3.75"

READ ENTIRE LABEL USE STRICTLY IN ACCORDANCE WITH PRECAUTIONARY STATEMENTS AND DIRECTIONS, AND WITH APPLICABLE STATE AND FEDERAL REGULATIONS.

Do not apply this product in a way that will contact workers or other persons, either directly or through drift. Only protected handlers may be in the area during application. For any requirements specific to your State or Tribe, consult the agency responsible for pesticide regulation.

AGRICULTURAL USE REQUIREMENTS

Use this product only in accordance with its labeling and with the Worker Protection Standard, 40 CFR Part 170. This Standard contains requirements for the protection of agricultural workers on farms, forests, nurseries, greenhouses and handlers of agricultural insecticides. It contains requirements for training, decontamination, notification and emergency assistance. It also contains specific instructions and exceptions pertaining to the statements on this label about personal protective equipment (PPE) and restricted-entry interval. The requirements in this box only apply to uses of this product that are covered by the Worker Protection Standard.

Do not enter or allow worker entry into treated areas during the restricted entry interval (REI) of 12 hours.

EXCEPTION: If product is drenched or soil-injected, workers may enter the area at any time if there will be no contact with anything that has been treated.

PPE required for early entry to treated areas that is permitted under the Worker Protection Standard and that involves contact with anything that has been treated, such as plants, soil or water is:

- Coveralls
- Chemical-resistant gloves made of any waterproof material such as polyethylene or polyvinyl chloride
- Shoes plus socks

3.5"

3.75"

NON-AGRICULTURAL USE REQUIREMENTS

The requirements in this box apply to uses of this product that are NOT within the scope of the Worker Protection Standard for agricultural pesticides (40 CFR part 170). The WPS applies when this product is used to produce agricultural plants on farms, forests, nurseries, or greenhouses.

Do not allow others to enter treated areas until sprays have dried.

CONDITIONS OF SALE

Valent USA Corporation warrants that this product in its unopened package conforms to the chemical description on the label and is reasonably fit for the purposes set forth on the label when used according to directions under normal use conditions to the crops specified. To the extent consistent with applicable law, there are no other warranties, expressed or implied, concerning the use of this product other than indicated on the label. To the extent consistent with applicable law, this warranty does not extend to the handling or use of this product contrary to label instructions or under abnormal conditions or conditions not reasonably foreseeable to seller, and buyer assumes all risk of any such use.

3.5"

3.75"

STORAGE AND DISPOSAL

Do not contaminate water, food or feed by storage, disposal or cleaning of equipment.

Pesticide Storage: Keep pesticide in original container. Do not put concentrate or dilute into food or drink containers. Store in a cool dry place. Do not store diluted spray. For help with any spill, leak, fire or exposure involving this material, call day or night **1-800-892-0099**.

Pesticide Disposal: Wastes resulting from the use of this product may be disposed of on site or at an approved waste disposal facility.

Container Handling: Nonrefillable container: Do not reuse or refill this container. Triple rinse as follows. Empty the remaining contents into application equipment or a mix tank. Fill the container 1/4 full with water and recap. Shake for 10 seconds. Pour rinsate into application equipment or a mix tank or store rinsate for later use or disposal. Drain for 10 seconds after the flow begins to drip. Repeat this procedure two more times. Then offer for recycling if available, or reconditioning if appropriate or puncture and dispose of in a sanitary landfill, or by incineration, or, if allowed by state and local authorities, by burning. If burned, stay out of smoke.

Copyright ©2011 by Valent U.S.A. Corporation
Safari is a registered trademark of Valent U.S.A. Corporation

Manufactured for

Valent U.S.A. Corporation

P.O. Box 8025

Walnut Creek CA 94596-8025

Made in U.S.A.

Form 1812-B

ASP 041310

EPA Reg. No. 86203-11-59639

EPA Est. 67545-AZ-01

FORM: 1812-B

NAME: Safari 20 SG Insecticide

KIND: Composite Label

PRODUCT SIZE: 12 Ounces

BASE LABEL SIZE: 4-1/4" W x 3-1/2" H

CLOSED BOOKLET SIZE: 3-3/4" W x 3-1/2" H

OPEN BOOKLET SIZE: 7-1/2" W x 3-1/2" H

UCC-EAN: (01) 0 06 53204 09695 1

BLACK

CYAN

MAGENTA


YELLOW

Base

GROUP 4A INSECTICIDE

Safari®

20 SG INSECTICIDE



FOR FOLIAR AND SYSTEMIC INSECT CONTROL IN
ORNAMENTAL PLANTS, VEGETABLE TRANSPLANTS IN
ENCLOSED STRUCTURES.

For Greenhouse, Nursery, Interior Plantscape and
Outdoor Landscape Use Only

Active Ingredient:
Dinotefuran, [N-methyl-N'-nitro-N''-
(tetrahydro-3-furanyl)methyl]guanidine]... 20%
Other Ingredients..... 80%
Total:..... 100%
EPA Reg. No. 86203-11-59639
EPA Est. 67545-AZ-01

Refer to Pamphlet for Use Directions.

NET CONTENTS 12 OUNCES

**KEEP OUT OF
REACH OF CHILDREN
CAUTION**

**SEE BOOKLET FOR ADDITIONAL
PRECAUTIONARY STATEMENTS**

Form 1812-B

3-1/2"

4-1/4"

FORM: 1812-B

NAME: Safari 20 SG Insecticide

KIND: Composite Label

PRODUCT SIZE: 12 Ounces

BASE LABEL SIZE: 4-1/4" W x 3-1/2" H

CLOSED BOOKLET SIZE: 3-3/4" W x 3-1/2" H

OPEN BOOKLET SIZE: 7-1/2" W x 3-1/2" H

UCC-EAN: (01) 0 06 53204 09695 1

BLACK

CYAN

MAGENTA


YELLOW

Base

GROUP 4A INSECTICIDE

Safari®

20 SG INSECTICIDE



FOR FOLIAR AND SYSTEMIC INSECT CONTROL IN
ORNAMENTAL PLANTS, VEGETABLE TRANSPLANTS IN
ENCLOSED STRUCTURES.

For Greenhouse, Nursery, Interior Plantscape and
Outdoor Landscape Use Only

Active Ingredient:
Dinotefuran, [N-methyl-N'-nitro-N''-(
(tetrahydro-3-furanyl)methyl)guanidine]... 20%
Other Ingredients..... 80%
Total:..... 100%
EPA Reg. No. 86203-11-59639
EPA Est. 67545-AZ-01

Refer to Pamphlet for Use Directions.

NET CONTENTS 12 OUNCES

**KEEP OUT OF
REACH OF CHILDREN
CAUTION**

**SEE BOOKLET FOR ADDITIONAL
PRECAUTIONARY STATEMENTS**

Form 1812-B

3-1/2"


4-1/4"

Classified for
"RESTRICTED USE"
in New York State
under 6NYCRR Part 326

Safari™

20 SG INSECTICIDE

GROUP 4A INSECTICIDE



**FOR FOLIAR AND SYSTEMIC INSECT CONTROL IN
ORNAMENTAL PLANTS, VEGETABLE TRANSPLANTS IN
ENCLOSED STRUCTURES.**

**For Greenhouse, Nursery, Interior Plantscape and
Outdoor Landscape Use Only**

Active Ingredient:

Dinotefuran, [N-methyl-N'-nitro-N'- ((tetrahydro-3-furanyl)methyl)guanidine]..	20%
Other Ingredients	80%
Total:	100%

EPA Reg. No. 86203-11-59639

EPA Est. 67545-AZ-01

**KEEP OUT OF
REACH OF CHILDREN
CAUTION**

**SEE NEXT PAGE FOR ADDITIONAL
PRECAUTIONARY STATEMENTS**

NET CONTENTS 3 POUNDS

ACCEPTED FOR REGISTRATION
ONLY IN CONJUNCTION WITH
NEW YORK STATE SPECIFIC
SUPPLEMENTAL LABELING
SLN NY- 120008

March 28, 2012

New York State Department of
Environmental Conservation
Division of Solid & Hazardous Materials
Pesticide Product Registration Section



(01) 0 06 53204 07571

FIRST AID

- If on skin or clothing:** Take off contaminated clothing.
Rinse skin immediately with plenty of water for 15-20 minutes.
Call a poison control center or doctor for further treatment advice.
- If swallowed:** Call poison control center or doctor immediately for treatment advice.
Do not induce vomiting unless told to do so by the poison control center or doctor.
Have person sip a glass of water if able to swallow.
Do not give anything by mouth to an unconscious person.
- If in eyes:** Hold eye open and rinse slowly and gently with water for 15-20 minutes.
Remove contact lenses, if present, after the first 5 minutes, then continue rinsing eye.
Call a poison control center or doctor for further treatment advice.
- If inhaled:** Move person to fresh air.
If person is not breathing, call 911 or an ambulance, then give artificial respiration, preferably mouth-to-mouth, if possible.
Call poison control center or doctor for further treatment advice.

HOT LINE NUMBER

Have the product container or label with you when calling a poison control center or doctor or going for treatment. You may also contact **1-800-892-0099** for emergency medical treatment information.

PRECAUTIONARY STATEMENTS

HAZARDS TO HUMANS AND DOMESTIC ANIMALS

CAUTION

Harmful if swallowed or absorbed through skin. Causes moderate eye irritation. Do not allow contact with skin, eyes or clothing. Wash thoroughly with soap and water after handling. Remove contaminated clothing and wash before reuse.

PERSONAL PROTECTIVE EQUIPMENT

Applicators and other handlers must wear:

- Long-sleeved shirt and long pants
- Chemical-resistant gloves made of any waterproof material such as polyethylene or polyvinyl chloride
- Shoes plus socks

USER SAFETY REQUIREMENTS

Follow manufacturer's instructions for cleaning/maintaining PPE. If no such instructions exist for washables, use detergent and hot water. Keep and wash PPE separately from other laundry.

USER SAFETY RECOMMENDATIONS

Users should:

- Wash hands before eating, drinking, chewing gum, using tobacco or using the toilet.
- Remove clothing immediately if pesticide gets inside. Then wash thoroughly and put on clean clothing.
- Remove PPE immediately after handling this product. Wash the outside of gloves before removing. As soon as possible, wash thoroughly and change into clean clothing.

ENVIRONMENTAL HAZARDS

This pesticide is toxic to shrimp. Do not apply directly to water, or to areas where surface water is present or to intertidal areas below the mean high water mark. Do not apply when weather conditions favor drift from treated areas. Drift and runoff from treated areas may be hazardous to aquatic organisms in water adjacent to treated areas. Do not dispose equipment washwaters or rinsate into a natural drain or water body.

This product is highly toxic to bees exposed to direct treatment or residues on blooming crops or weeds. Do not apply this product or allow it to drift to blooming crops or weeds if bees are visiting the treatment area.

Dinotefuran and its degradate, MNG have the properties and characteristics associated with chemicals detected in ground water. The high water solubility of dinotefuran, and its degradate, MNG, coupled with its

very high mobility, and resistance to biodegradation indicates that this compound has a strong potential to leach to the subsurface under certain conditions as a result of label use. Use of this chemical in areas where soils are permeable, particularly where the water table is shallow, may result in ground-water contamination. Periodic monitoring of shallow groundwater in the use area is recommended.

PHYSICAL OR CHEMICAL HAZARDS

Do not use, pour, spill or store near heat or open flame.

SPRAY DRIFT ADVISORY

Do not apply under conditions involving possible drift to food, forage or other plantings that might be damaged or the crop thereof rendered not for sale, use or consumption.

DIRECTIONS FOR USE

It is a violation of Federal law to use this product in a manner inconsistent with its labeling.

READ ENTIRE LABEL. USE STRICTLY IN ACCORDANCE WITH PRECAUTIONARY STATEMENTS AND DIRECTIONS, AND WITH APPLICABLE STATE AND FEDERAL REGULATIONS.

Do not apply this product in a way that will contact workers or other persons, either directly or through drift. Only protected handlers may be in the area during application. For any requirements specific to your State or Tribe, consult the agency responsible for pesticide regulation.

AGRICULTURAL USE REQUIREMENTS

Use this product only in accordance with its labeling and with the Worker Protection Standard, 40 CFR Part 170. This Standard contains requirements for the protection of agricultural workers on farms, forests, nurseries, greenhouses and handlers of agricultural insecticides. It contains requirements for training, decontamination, notification and emergency assistance. It also contains specific instructions and exceptions pertaining to the statements on this label about personal protective equipment (PPE) and restricted-

(continued)

(continued)

entry interval. The requirements in this box only apply to uses of this product that are covered by the Worker Protection Standard.

Do not enter or allow worker entry into treated areas during the restricted entry interval (REI) of 12 hours.

EXCEPTION: If product is drenched or soil-injected, workers may enter the area at any time if there will be no contact with anything that has been treated.

PPE required for early entry to treated areas that is permitted under the Worker Protection Standard and that involves contact with anything that has been treated, such as plants, soil or water is:

- Coveralls
- Chemical-resistant gloves made of any waterproof material such as polyethylene or polyvinyl chloride
- Shoes plus socks

NON-AGRICULTURAL USE REQUIREMENTS

The requirements in this box apply to uses of this product that are NOT within the scope of the Worker Protection Standard for agricultural pesticides (40 CFR part 170). The WPS applies when this product is used to produce agricultural plants on farms, forests, nurseries, or greenhouses. **Do not allow others to enter treated areas until sprays have dried.**

CONDITIONS OF SALE

Valent USA Corporation warrants that this product in its unopened package conforms to the chemical description on the label and is reasonably fit for the purposes set forth on the label when used according to directions under normal use conditions to the crops specified. To the extent consistent with applicable law, there are no other warranties, expressed or implied, concerning the use of this product other than indicated on the label. To the extent consistent with applicable law, this warranty does not extend to the handling or

use of this product contrary to label instructions or under abnormal conditions or conditions not reasonably foreseeable to seller, and buyer assumes all risk of any such use.

APPLICATION INFORMATION

• Applications of Safari™ 20 SG Insecticide in residential areas may be made by commercially licensed applicators.

Application to Ornamental plants:

- *Safari* 20 SG Insecticide can be applied as a foliar spray, a broadcast spray, a soil drench, soil injection and via chemigation for insect control in ornamental plants in greenhouses, nurseries, outdoor landscapes and interior plantscapes.
- *Safari* 20 SG Insecticide is a systemic product and will be taken up by the root system and translocated upward throughout the plant. When applied as a foliar spray, the product offers translaminar and locally systemic control of foliar pests.
- When applied to the soil, *Safari* 20 SG Insecticide will be translocated more quickly in herbaceous plants than in woody shrubs and trees. Speed of insect control will range from as little as one day for small herbaceous plants in containers, to several weeks in large trees growing in the landscape.
- For outdoor and landscape ornamentals, broadcast applications cannot exceed a total of 2.7 lbs of product (0.54 lb active ingredient) per acre per year.

MIXING INSTRUCTIONS:

Safari 20 SG Insecticide Alone: Add half of the required amount of water to the mix tank. With the agitator running, add the desired amount of *Safari* 20 SG Insecticide to the tank. Continue agitation while adding the remainder of the water. Begin application of the solution after *Safari* 20 SG Insecticide has completely dispersed into the mix water. Maintain agitation until all of the mixture has been applied.

Safari 20 SG Insecticide + Tank Mixtures: Add half of the required amount of water to the mix tank. Start the agitator running before adding any tank mix partners. In general, add tank mix partners in this order: products packaged in water-soluble packaging, wettable powders, wettable granules (dry flowables), liquid flowables,

liquids, emulsifiable concentrates, and surfactants/adjuvants. Always allow each tank mix partner to become fully dispersed before adding the next product. Provide sufficient agitation while adding the remainder of the water. Maintain agitation until all the mixture has been applied.

NOTE: When using *Safari* 20 SG Insecticide in tank mixtures, add all products in water-soluble packaging to the tank before any other tank mix partner, including *Safari* 20 SG Insecticide. Allow the water-soluble packaging to completely dissolve and the product(s) to completely disperse before adding any other tank mix partner to the tank.

If using *Safari* 20 SG Insecticide in a tank mixture, observe all directions for use, crop/sites, use rates, dilution ratios, precautions, and limitations which appear on the tank mix product label. Do not exceed label dosage rate, and follow the most restrictive label precautions and limitations. Do not mix this product with any product that prohibits such mixing. Tank mixtures or other applications of products referenced on this label are permitted only in those states in which the referenced products are labeled.

Compatibility

IMPORTANT – The safety of all potential tank mixes has not been tested on all crops. Before applying any tank mixture not specifically listed on this label, confirm the safety to the target crop.

Safari 20 SG Insecticide is compatible with most commonly used pesticides, crop oils, adjuvants, and nutritional sprays. However, since it is not possible to test all possible mixtures, pre-test to assure the physical compatibility and lack of phytotoxic effect of any proposed mixtures with *Safari* 20 SG Insecticide. To determine the physical compatibility of *Safari* 20 SG Insecticide with other products, use a jar test, as described below:

Using a quart jar, add the proportionate amounts of the products to 1 quart of water. Add wettable powders and water-dispersible granular products first, then liquid flowables, and emulsifiable concentrates last. After thoroughly mixing, let stand for at least 5 minutes. If the combination remains mixed or can be remixed readily, it is physically compatible. Once compatibility has been proven, use the same procedure for additional required ingredients to the spray tank.

RESISTANCE MANAGEMENT

Safari 20 SG Insecticide contains a Group 4A insecticide. Insect biotypes with acquired resistance to Group 4A may eventually dominate the insect population if Group 4A insecticides are used repeatedly in the same crop or in successive years as the primary method of control for a targeted species. This may result in partial or total loss of control of those species by *Safari 20 SG* Insecticide or other Group 4A insecticides.

To delay the development of insecticide resistance in greenhouse, nursery and interiorscape use sites, strongly consider the following guidelines:

- Do not apply *Safari 20 SG* Insecticide or other Group 4A insecticides to consecutive generations of the same insect pest species.
- Do not drench soil media with *Safari 20 SG* Insecticide or other Group 4A insecticides more than one time per crop cycle or three months, whichever is shorter.
- Do not make more than two foliar or broadcast sprays of *Safari 20 SG* Insecticide or other Group 4A insecticides to a single crop during a two-month period.
- Do not make more than one soil drench and one foliar or broadcast spray with *Safari 20 SG* Insecticide or other Group 4A insecticides during a two-month period.
- Base insecticide use on a comprehensive IPM program.
- Monitor treated insect populations for loss of field efficacy.
- Contact your local extension specialist, certified crop advisors, and/or manufacturers for insecticide resistance management and/or IPM guidelines for the specific site and resistant pest problems.
- For further information or to report suspected resistance, you may contact Valent USA Corporation at toll free number 1-800-898-2536.

APPLICATION PROCEDURES AND SPRAY EQUIPMENT

Ground Application: Select spray nozzles that will provide accurate and uniform spray deposition. Use spray nozzles that provide medium-sized droplets and reduce drift. To help insure accuracy, calibrate sprayer

before each use. For information on spray equipment and calibration, consult nozzle manufacturers and/or State Extension Service specialists.

Apply *Safari 20 SG* Insecticide using sufficient water volume to provide thorough and uniform coverage. In situations where a dense canopy exists and/or pest pressure is high, use greater water volumes. The use of a spray adjuvant may improve spray coverage. Do not apply under conditions where uniform coverage cannot be obtained or where excessive spray drift may occur.

Applications to ornamental plants: *Safari 20 SG* Insecticide can be applied using many different types of application equipment. Apply in sufficient water to ensure good coverage of ornamental plants. When making applications to plants with hard to wet foliage such as holly or pine, the product may be tank mixed with a surfactant. If concentrate or mist type spray equipment is used, apply the same amount of product on the sprayed area as would be used in a dilute solution. To assure optimum effectiveness, the product must be placed where the growing portion of the target plant can absorb the active ingredient. Applications can be made to foliage or as a soil drench.

RESTRICTIONS

- Do not graze treated areas or use clippings from treated areas for feed or forage.
- Prevent runoff or puddling of irrigation water following application.
- Keep children and pets off treated areas until spray has dried.
- Do not apply to areas that are water logged or saturated, or frozen, which will not allow penetration into the root zone of the plant.

APPLICATION THROUGH IRRIGATION SYSTEMS (CHEMIGATION):

Safari 20 SG Insecticide may be applied by injection into an irrigation system, either alone or in combination with other pesticides or chemicals that are registered for application through irrigation systems. Dilution ratios are normally 1:100 to 1:200, depending on the system. Apply this product only through center pivot, solid set, hand move, or moving wheel irrigation systems (Turfgrass) or microirrigation (individual spaghetti

tube), drip irrigation, overhead irrigation, or motorized calibrated irrigation equipment (Ornamentals). Do not apply through any other type of irrigation system. Lack of effectiveness can result from non-uniform distribution of treated water. If you have questions about calibration, contact State Extension Service specialists, equipment manufacturers, or other experts. A person knowledgeable of the chemigation system and responsible for its operation, or under the supervision of the responsible person, shall shut the system down and make adjustments when necessary.

Using Water from Public Water Systems:

DO NOT APPLY SAFARI 20 SG INSECTICIDE THROUGH ANY IRRIGATION SYSTEM PHYSICALLY CONNECTED TO A PUBLIC WATER SYSTEM.

Public water system means a system for the provision to the public of piped water for human consumption if such system has at least 15 service connections or regularly serves an average of at least 25 individuals daily at least 60 days per year. *Safari 20 SG* Insecticide may be applied through irrigation systems which may be supplied by a public water system only if the water from the public water system is discharged into a reservoir tank prior to pesticide introduction. There shall be a complete physical break (air gap) between the outlet end of the fill pipe and to top or overflow rim of the reservoir tank of at least twice the inside diameter of the fill pipe. Before beginning chemigation, always make sure that the air gap exists and that there is no blockage of the overflow of the reservoir tank.

Any irrigation system using water supplied from a public water system must also meet the following requirements:

Operating Instructions for Irrigation Systems:

1. The system must be calibrated to uniformly apply the rates specified. If you have questions about calibration, contact State Extension Service specialists, equipment manufacturers, or other experts.
2. The system must contain a functional check valve, vacuum relief valve, and low-pressure drain appropriately located on the irrigation pipeline to prevent water source contamination from backflow.
3. The pesticide injection pipeline must contain a functional, automatic, quick-closing check valve to prevent the flow of fluid back toward the injection pump.

4. The pesticide injection pipeline must also contain a functional, normally closed, solenoid-operated valve located on the intake side of the injection pump and connected to the system interlock to prevent fluid from being withdrawn from the supply tank when the irrigation system is either automatically or manually shut down.
5. The system must contain functional interlocking controls to automatically shut off the pesticide injection pump when the water pump motor stops.
6. The irrigation line or water pump must include a functional pressure switch that will stop the water pump motor when the water pressure decreases to the point where pesticide distribution is adversely affected.
7. Systems must use a metering pump, such as a positive displacement injection pump (e.g., diaphragm pump) effectively designed and constructed of materials that are compatible with pesticides and capable of being fitted with a system interlock.
8. Do not apply when wind speed favors drift beyond the area intended.

Calibration and Application Instructions:

Apply *Safari 20 SG* Insecticide under the schedule specified in the specific use instructions, not according to the irrigation schedule unless the events coincide. In general, set the equipment to apply the minimum amount of water per acre. Run the system at 86-90% of the manufacturer's maximum rated travel speed.

The following calibration and application techniques are provided for user reference, but do not constitute a warranty of fitness for application through sprinkler irrigation equipment. Check with state and local regulatory agencies for potential use restrictions before applying any agricultural chemical through sprinkler irrigation equipment.

MINIMIZING SPRAY DRIFT

As with all crop protection products, it is important to minimize off-target movement. Do not allow spray to drift onto adjacent land, crops, or aquatic areas. To minimize spray drift:

1. Make applications when wind velocity favors on-target product deposition (approximately 3 to 10 mph). Do not apply when wind velocity exceeds 10 mph. Do not apply when wind gusts approach 10 mph.

- Risk of exposure to sensitive aquatic areas can be reduced by not applying when wind direction is toward the aquatic area.
- Do not cultivate or plant crops within 25 feet of the aquatic area as to allow growth of a vegetative filter strip.
- Do not make applications during temperature inversions. Inversions are characterized by stable air and increasing temperatures with increased height above the ground. Mist or fog may indicate the presence of an inversion in humid areas. The applicator may detect the presence of an inversion by producing smoke and observing a smoke layer near the ground surface.
- Use the largest droplet size consistent with good pest control. Small droplets are more prone to spray drift and can be minimized by appropriate nozzle selection, by orienting nozzles away from the air stream as much as possible, and by not using excessive spray boom pressure.
- Apply as close to target plants as practical to obtain a good spray pattern for adequate coverage. Do not apply more than 10 ft above the crop canopy.
- For aerial applications, mount spray boom on the aircraft so as to minimize drift caused by wing tip vortices. Use minimum practical boom length and do not use boom that exceeds 75% of wing span or rotor diameter.

Air Assisted (Air Blast) Tree and Vine Sprayers (Ornamentals Only):

Air assisted tree and vine sprayers carry droplets into the canopy of trees and vines via a radially or laterally directed air stream. In addition to the general drift management principles already described, the following specific practices will further reduce the potential for drift:

- Adjust deflectors and aiming devices so that spray is only directed into the canopy.
- Block off upward pointed nozzles when there is no overhanging canopy.
- Use only enough air volume to penetrate the canopy and provide good coverage. Use a minimum of 50 gallons finished spray per acre.
- Do not allow spray to go beyond the edge of the cultivated area. Spray the outside row only from outside the planting.

ORNAMENTAL PLANTS

Foliar or broadcast spray application

For foliar insect control on ornamental plants in nurseries, greenhouses, interior plantscapes, lath and shadehouses and outdoor landscapes (commercial, industrial, recreational and residential).

Crop	Pests	Product Rate	Remarks
Ornamental plants including: Shrubs Bedding Plants Flowering Plants Foliage Plants Ground Covers Evergreens Ornamental Trees Non-Bearing Fruit Trees Non-Bearing Nut Trees Non-Bearing Vines	Adelgids including: Hemlock Woolly Aphids (suppression) Japanese beetles (adults) Lacebugs including: Azalea Hawthorne Leaf beetles Viburnum Leafhoppers including: Glassy-Winged Sharpshooter Potato	Foliar Spray 1/4 to 1/2 lb per 100 gallons (4 to 8 oz per 100 gallons) (0.05 to 0.1 lbs a.i. per 100 gallons) 8-16 oz per Acre (0.1 to 0.2 lbs a.i./A) 0.2-0.4 oz per 1,000 sq ft For treatment of small areas: 1/2-1.0 tsp per gallon	For optimal control, make first application just before pest populations reach an economic threshold. If necessary, make a second application after 14-21 days. Tank mixing with a surfactant may improve control of pests such as whitefly, mealybug and scale. Confirm plant safety of tank mix in small area before using on a commercial scale. 100 gals of spray mix will treat 20,000 sq ft of area when using a typical high volume sprayer. If using a low volume sprayer, adjust concentration to apply the same amount of product per unit area. 1 level teaspoon contains 2.4 grams and 1 cup (8 fl oz) contains 4.0 oz by weight of <i>Safari 20 SG</i> Insecticide. Do not apply more than 2.7 lbs (0.54 lbs a.i.) per acre of nursery, landscape per year. To delay the development of resistance: Do not apply <i>Safari 20 SG</i> Insecticide or other Group 4A insecticides to consecutive generations of the same insect species without switching to a different mode of action. Do not make more than two sprays of <i>Safari 20 SG</i> Insecticide or other Group 4A insecticides to a single crop during a two-month period. Refer to "Resistance Management" section of label for further guidelines.
Not for use on house plants grown inside private residences			

(continued)

ORNAMENTAL PLANTS (continued)

Crop	Pests	Product Rate	Remarks
Ornamental plants including: Shrubs Bedding Plants Flowering Plants Foliage Plants Ground Covers Evergreens Ornamental Trees Non-Bearing Fruit Trees Non-Bearing Nut Trees Non-Bearing Vines Not for use on house plants grown inside private residences	Leafminers including: Serpentine Mealybugs including: Citrus Long-Tailed Madeira Obscure Pink Hibiscus Psyllids including: Asian Citrus Root Weevils (adult) including: Black Vine Diaprepes	Foliar Spray 1/4 to 1/2 lb per 100 gallons (4 to 8 oz per 100 gallons) (0.05 to 0.1 lbs a.i. per 100 gallons) 8-16 oz per Acre (0.1 to 0.2 lbs a.i./A) 0.2-0.4 oz per 1,000 sq ft For treatment of small areas: 1/2-1.0 tsp per gallon	For optimal control, make first application just before pest populations reach an economic threshold. If necessary, make a second application after 14-21 days. Tank mixing with a surfactant may improve control of pests such as whitefly, mealybug and scale. Confirm plant safety of tank mix in small area before using on a commercial scale. 100 gals of spray mix will treat 20,000 sq ft of area when using a typical high volume sprayer. If using a low volume sprayer, adjust concentration to apply the same amount of product per unit area. 1 level teaspoon contains 2.4 grams and 1 cup (8 fl oz) contains 4.0 oz by weight of <i>Safari</i> 20 SG Insecticide. Do not apply more than 2.7 lbs (0.54 lbs a.i.) per acre of nursery, landscape per year. To delay the development of resistance: Do not apply <i>Safari</i> 20 SG Insecticide or other Group 4A insecticides to consecutive generations of the same insect species without switching to a different mode of action. Do not make more than two sprays of <i>Safari</i> 20 SG Insecticide or other Group 4A insecticides to a single crop during a two-month period. Refer to "Resistance Management" section of label for further guidelines.

(continued)

ORNAMENTAL PLANTS (continued)

Crop	Pests	Product Rate	Remarks
Ornamental plants including: Shrubs Bedding Plants Flowering Plants Foliage Plants Ground Covers Evergreens Ornamental Trees Non-Bearing Fruit Trees Non-Bearing Nut Trees Non-Bearing Vines Not for use on house plants grown inside private residences	Scales (Armored and Soft) including: Cryptomeria Cycad Aulacaspis Elongate Hemlock Euonymus Florida Red Florida Wax Tea Thrips (suppression) Chilli Whiteflies including: Giant Greenhouse Silverleaf/ Sweetpotato (B and Q Biotypes)	Foliar Spray 1/4 to 1/2 lb per 100 gallons (4 to 8 oz per 100 gallons) (0.05 to 0.1 lbs a.i. per 100 gallons) 8-16 oz per Acre (0.1 to 0.2 lbs a.i./A) 0.2-0.4 oz per 1,000 sq ft For treatment of small areas: 1/2-1.0 tsp per gallon	For optimal control, make first application just before pest populations reach an economic threshold. If necessary, make a second application after 14-21 days. Tank mixing with a surfactant may improve control of pests such as whitefly, mealybug and scale. Confirm plant safety of tank mix in small area before using on a commercial scale. 100 gals of spray mix will treat 20,000 sq ft of area when using a typical high volume sprayer. If using a low volume sprayer, adjust concentration to apply the same amount of product per unit area.
1 level teaspoon contains 2.4 grams and 1 cup (8 fl oz) contains 4.0 oz by weight of <i>Safari</i> 20 SG Insecticide. Do not apply more than 2.7 lbs (0.54 lbs a.i.) per acre of nursery, landscape per year. To delay the development of resistance: Do not apply <i>Safari</i> 20 SG Insecticide or other Group 4A insecticides to consecutive generations of the same insect species without switching to a different mode of action. Do not make more than two sprays of <i>Safari</i> 20 SG Insecticide or other Group 4A insecticides to a single crop during a two-month period. Refer to "Resistance Management" section of label for further guidelines.			

VEGETABLE TRANSPLANTS

Foliar or broadcast spray application

For foliar insect control on vegetable transplants grown in enclosed structures.

Crop	Pest	Product Rate (By Weight)	Remarks
Cucurbits (Transplants only) Cantaloupe, Cucumber, Melons, Squash Fruiting Vegetables Eggplant, Peppers, Tomato Head and Stem Brassica Broccoli, Brussels Sprouts, Cabbage, Cauliflower, Kohlrabi	Aphids Leafminers Mealybugs Thrips (suppression) Whiteflies including: Silverleaf/ Sweetpotato (B and Q Biotypes)	3.5 - 7.0 oz per 100 gal 7-14 oz per Acre 0.16 - 0.32 oz per 1,000 sq ft (0.09 to 0.18 lbs a.i. per Acre)	Do not make more than one application per crop. Apply only to cucurbits and brassica being grown as transplants and before transplants are sold. 100 gals of spray mix will treat 20,000 sq ft of area when using a typical high volume sprayer. If using a low volume sprayer, adjust concentration to apply the same amount of product per unit area.
Leafy Vegetables (Transplants only) (Excluding <i>Brassica</i> spp.)	Aphids Leafminers Mealybugs Thrips (suppression) Whiteflies including: Silverleaf/ Sweetpotato (B and Q Biotypes)	3.5 - 5.5 oz per 100 gal 7-11 oz per Acre 0.16 - 0.25 oz per 1,000 sq ft (0.09 to 0.134 lbs a.i. per Acre)	Do not make more than one application per crop. Apply only to leafy vegetables being grown as transplants and before transplants are sold. 100 gals of spray mix will treat 20,000 sq ft of area when using a typical high volume sprayer. If using a low volume sprayer, adjust concentration to apply the same amount of product per unit area.

1 level teaspoon contains 2.4 grams, and 1 cup (8 fl oz) contains 4.0 oz by weight of *Safari* 20 SG Insecticide.

Do not apply more than 1.34 lbs (0.268 lbs a.i.) per acre of nursery per year.

To delay the development of resistance: Do not apply *Safari* 20 SG Insecticide or other Group 4A insecticides to consecutive generations of the same insect species without switching to a different mode of action. Do not make more than two sprays of *Safari* 20 SG Insecticide or other Group 4A insecticides to a single crop. Refer to "Resistance Management" section of label for further guidelines.

PESTS CONTROLLED BY *SAFARI* 20 SG INSECTICIDE WHEN APPLIED TO THE SOIL

Adelgids including: Hemlock Woolly Aphids including: Crepe Myrtle Green Peach Melon Bagworms Flatheaded Borers including: Alder Emerald Ash Flatheaded Appletree Fungus Gnats (larvae)	Lacebugs including: Azalea Hawthorne Leaf Beetles Viburnum Leafhoppers including: Glassy-Winged Sharpshooter Potato Leafminers including: Boxwood Serpentine Mealybugs Citrus Longtailed Madeira Obscure Pink Hibiscus Root	Psyllids including: Asian Citrus Root Weevils (larvae and adults) including: Black Vine Diaprepes Roundheaded Borers (excluding Asian Longhorned)	Scales (Armored and Soft) including: Calico Cottony Cushion Cottony Maple Cryptomeria Cycad Aulacaspis Duplacionaspis Elongate Hemlock Euonymus False Oleander Fig (Ficus) Wax Fletcher Florida Red Florida Wax Lecanium Oystershell Poplar (Aspen) Pine Needle Tea Tuliptree	Thrips including: Chilli (suppression) Gynaikothrips uzeli (suppression) Western Flower (suppression) Whiteflies including: Ficus Giant Greenhouse Silverleaf/ Sweetpotato (B and Q Biotypes) White Grubs including: Oriental Beetle
---	--	--	---	--

Application to soil

For systemic insect control on containerized and field grown (in-ground) ornamental plants in nurseries, greenhouses, interior plantscapes, lath and shadehouses and outdoor landscapes (commercial, industrial, recreational and residential) when applied via soil drench, soil injection, micro-irrigation (spaghetti tube or emitter), drip irrigation, overhead irrigation, ebb and flood irrigation equipment or motorized irrigation equipment.

Crop	Product Rate (By Weight)	Remarks	
Ornamental plants including: Shrubs Bedding Plants Flowering Plants Foliage Plants Ground Covers Evergreens Ornamental Trees Non-Bearing Fruit Trees Non-Bearing Nut Trees Non-Bearing Vines	Containerized Plants	Only apply to moist soil media. Do not apply to dry or saturated media. For optimal performance, do not apply media drench until roots from transplanted plugs or liners have extended at least half way to the edge of pots. Do not leach treated soil media for at least 7 days after application or performance may be reduced. Heavy rainfall or excessive irrigation following application may decrease performance. In general, higher rates will be needed to control insects on woody plants than on herbaceous plants. Poinsettia: For optimal control of whiteflies, treat plants 1-3 weeks after pinch. Late season drenches will take longer to give control.	
	Soil Media Drench		
	3/4 to 1-1/2 pounds per 100 gallons		
	12 to 24 ounces per 100 gallons		
	1.5-3.0 teaspoons per gallon		
	Media Drench Volume for Individual Pots		
	Pot diameter (inches)		Fl oz of dilute solution per pot
	4		2
	5		3
	6		4
7	5		
8	6		
For larger pot volumes, apply 3 – 4 fl oz of dilute solution (0.11 to 0.22 g product per 4 fl oz water), per gallon of potting media. Use a drench volume that is sufficient to wet soil media without resulting in overflow or runoff through drain holes in pot.			

Application to soil (continued)

Crop	Product Rate (By Weight)	Remarks	
Ornamental plants including: Shrubs Bedding Plants Flowering Plants Foliage Plants Ground Covers Evergreens Ornamental Trees Non-Bearing Fruit Trees Non-Bearing Nut Trees Non-Bearing Vines	Containerized Plants Media Drench Volume for Plants in Raised Beds, Benches, Bedding Flats, Plug and Liner Trays:	Apply sufficient dilute solution to wet soil media without loss of liquid from bottom of bed or liner.	
	Containerized Plants Ebb and Flood Irrigation		
	Pot diameter (inches)	Ounces per 1,000 pots	Bring several pots to field capacity, let soil dry and then measure amount of water required to bring pots back to field capacity. Multiply the average volume of water required to rehydrate one pot by the number of pots to be treated. Add this volume of water to the minimum amount of water needed to flood the area to be treated. Re-use any returned volume in subsequent irrigation of same plants. For pot diameter greater than 8", use 3.7-7.5 ounces of <i>Safari</i> 20 SG Insecticide per 1,000 gallons of potting soil media.
	4	1.9 - 3.7	
	5	2.8 - 5.6	
	6	3.7 - 7.5	
	7	4.7 - 9.3	
	8	5.6 - 11.2	
	Chemigation of individual containers using a micro-irrigation system (spaghetti tube)		Use typical injection ratio for injectors (e.g. 1:100, which equals 1 part injector tank solution: 100 parts irrigation water). Do not mix more than 24 oz of <i>Safari</i> 20 SG Insecticide per gallon of injector tank water, or some product may settle out of solution. Calibrate irrigation system to deliver 3-4 fl oz of dilute solution per gallon of potting media.
	Injection ratio	Ounces per gallon of injector tank water	
1:100	12 - 24		

Application to soil (continued)

Crop	Product Rate (By Weight)	Remarks
Ornamental plants including: Shrubs Bedding Plants Flowering Plants Foliage Plants Ground Covers Evergreens Ornamental Trees Non-Bearing Fruit Trees Non-Bearing Nut Trees Non-Bearing Vines	<p>Field Grown (In-Ground) Plants</p> <p>Shrubs</p> <p>3 - 6 grams (1.25 - 2.5 level teaspoons) per foot of height</p> <p>1.0 - 2.1 ounces per 10 feet of height</p>	<p>When applied to the soil, <i>Safari 20 SG</i> Insecticide is taken up by actively growing trees and shrubs. Speed of control will be dependent on tree size, tree health, environmental conditions and how actively pests are feeding. In actively growing and transpiring plants, control may be evident within one week after application in small shrubs, and within three weeks after application in large trees. For optimal control, time soil applications so that <i>Safari 20 SG</i> Insecticide has had time to move to insect feeding sites by time target life stage is present.</p> <p>Control may be less effective when applied to dry, saturated, or frozen soil, or at times when plants are not actively taking up water from soil.</p> <p>If possible, irrigate dry soils 1-3 days before application, or apply irrigation within 3 days after application.</p> <p>Heavy rainfall or inadequate irrigation immediately following application may decrease performance.</p> <p>Use higher labeled rates for broadleaf evergreens with dense foliage (ex. hollies), and with very large trees.</p> <p>Soil Drench: Mix required dose in water and uniformly apply to soil around base of shrub or tree. Pull back mulch before drenching. For optimal performance, apply 1-4 pints of drench solution per foot of height (shrubs) or inch of trunk diameter (trees). Adjust drench volume based on soil type, soil moisture and thickness of mulch so that product is moved into root zone. To enhance soil penetration in heavy soils and sloping terrain, dig shallow holes around tree or shrub, and apply drench solution in holes. Lower drench volumes may be less effective in dry soils or when applied over heavy mulch unless there is adequate rainfall or irrigation after application to move product into root zone.</p>

(continued)

Application to soil (continued)

Crop	Product Rate (By Weight)	Remarks
Ornamental plants including: Shrubs Bedding Plants Flowering Plants Foliage Plants Ground Covers Evergreens Ornamental Trees Non-Bearing Fruit Trees Non-Bearing Nut Trees Non-Bearing Vines	<p>Small Trees (Less than 24" diameter at breast height)</p> <p>3 - 12 grams (1.25 - 5.0 level teaspoons) per inch of trunk diameter at breast height (DBH)</p> <p>1.05 - 4.2 ounces per 10 inches of trunk diameter at breast height (DBH)</p> <p>For multi-stem trees, base rate on cumulative inches of diameter of all stems at breast height.</p> <p>Large Trees (24" diameter or greater at breast height)</p> <p>6 - 12 grams (2.5 - 5.0 level teaspoons) per inch of trunk diameter at breast height (DBH)</p> <p>2.1 - 4.2 ounces per 10 inches of trunk diameter at breast height (DBH)</p> <p>For multi-stem trees, base rate on cumulative inches of diameter of all stems at breast height.</p>	<p>Soil Injection: Mix required dose in water and make at least four injections per shrub or tree with a low-pressure applicator. Use same amount of solution per hole. Injections can be made using the following methods:</p> <p><i>Grid System</i>-Space injections on a 2.5 ft center extending to drip line.</p> <p><i>Circle System</i>-Make injections in concentric circles extending inward from drip line.</p> <p><i>Basal System</i>-Space injections evenly around trunk no more than 24" out from the base.</p> <p><i>Safari 20 SG</i> Insecticide may be soil injected with low volume (e.g. Kioritz injector) or high volume injection equipment. For optimal performance, inject 1 - 32 fl oz of dilute solution per foot of height or inch of trunk diameter depending on application equipment. Make shallow injections where feeder roots are most concentrated.</p>

(continued)

Application to soil (continued)

Crop	Product Rate (By Weight)		Remarks
	Row spacing in feet	Ounces per 1,000 linear feet of row	
Ornamental plants including: Shrubs Bedding Plants Flowering Plants Foliage Plants Ground Covers Evergreens Ornamental Trees Non-Bearing Fruit Trees Non-Bearing Nut Trees Non-Bearing Vines	Banded spray application to soil surface (2.7 lbs per acre)		Apply as a uniform band in row over root zone. Apply from peak adult flight to peak egg hatch.
			Apply in at least two gallons of water per 1,000 linear feet. Irrigate after application to move product into soil profile.
	3	3	Control any weeds in treated area prior to application, or performance may be reduced.
	4	4	Adjust rates accordingly for other row spacing.
	5	5	For optimal performance, irrigate after application to move <i>Safari 20 SG</i> Insecticide into the root zone.
	6	6	
	7	7	
	Broadcast spray to soil of plant beds 2.7 lbs per acre		Apply over the top of ornamental plant beds in a water volume sufficient to move product to soil surface. If necessary, irrigate after application to move product off of foliage and into upper root zone of soil. May be less effective on large woody shrubs than on herbaceous annuals and perennials.

1 level teaspoon contains 2.4 grams, and 1 cup (8 fl oz) contains 4.0 oz by weight of *Safari 20 SG* Insecticide.

Do not apply more than 2.7 lbs (0.54 lbs a.i.) per acre of nursery, landscape or forest per year.

To delay the development of resistance in greenhouses, nurseries and interiorscapes, do not make more than one soil application per crop cycle or three-months, whichever is shorter. Refer to "Resistance Management" section of the label for additional guidelines.

Trunk sprays in trees and large shrubs

For systemic insect control in containerized and field grown (in-ground) ornamental trees and shrubs in nurseries, interior landscapes, lath and shadehouses and outdoor landscapes (commercial, industrial, recreational and residential) when applied as a trunk spray.

Crop	Pest	Product Rate (By Weight)	Remarks
Shrubs Ornamental trees Non-Bearing Fruit Trees Non-Bearing Nut Trees	Adelgids including: Hemlock Woolly Flatheaded Borers including: Emerald Ash, Flatheaded Appletree Roundheaded Borers (Excluding Asian Longhorned) Scales including: Calico Whiteflies Ficus	12 – 24 oz per gallon Depending on bark type and thickness, one gallon of spray solution will cover 40-50" of trunk diameter when measured at 4.5 feet above ground.	When sprayed on the trunk, <i>Safari 20 SG</i> Insecticide will be absorbed through the bark and into the vascular system, and then transported throughout the tree. Speed of control will be dependent on tree size, tree health, environmental conditions and how actively pests are feeding. In actively transpiring trees, control may be evident within 1-4 weeks after application. Spray bark on root flare (buttress roots) and on trunk between soil surface and 4-5 feet above the soil surface. Adjust nozzle to uniformly distribute spray over the entire circumference of the tree trunk and buttress roots. Wet bark just to the point of saturation and run off onto soil. Apply with a low volume sprayer operated at 10-20 PSI to prevent tree damage, bounce back and drift. For optimal control, apply to actively growing trees and time application so that <i>Safari 20 SG</i> Insecticide has had time to move to insect feeding sites when target life stage is present. Do not apply to wet bark, during rainfall or if rain is expected within 12 hours. Control may be less effective in trees with thick bark, and at times when trees are not actively growing or transpiring.

1 level teaspoon contains 2.4 grams, and 1 cup (8 fl oz) contains 4.0 oz by weight of *Safari 20 SG* Insecticide.

Do not apply more than 2.7 lbs (0.54 lbs a.i.) per acre of nursery or landscape per year.

STORAGE AND DISPOSAL

Do not contaminate water, food or feed by storage, disposal or cleaning of equipment.

Pesticide Storage: Keep pesticide in original container. Do not put concentrate or dilute into food or drink containers. Store in a cool dry place. Do not store diluted spray. For help with any spill, leak, fire or exposure involving this material, call day or night 1-800-892-0099.

Pesticide Disposal: Wastes resulting from the use of this product may be disposed of on site or at an approved waste disposal facility.

Container Handling: Nonrefillable container: Do not reuse or refill this container. Triple rinse as follows. Empty the remaining contents into application equipment or a mix tank. Fill the container 1/4 full with water and recap. Shake for 10 seconds. Pour rinsate into application equipment or a mix tank or store rinsate for later use or disposal. Drain for 10 seconds after the flow begins to drip. Repeat this procedure two more times. Then offer for recycling if available, or reconditioning if appropriate or puncture and dispose of in a sanitary landfill, or by incineration, or, if allowed by state and local authorities, by burning. If burned, stay out of smoke.

Copyright ©2011 by Valent U.S.A. Corporation
Safari is a registered trademark of Valent U.S.A. Corporation

Manufactured for

Valent U.S.A. Corporation

P.O. Box 8025

Walnut Creek CA 94596-8025

www.valentpro.com

Made in U.S.A.

Form 1510-D

ASP 041310

EPA Reg. No. 86203-11-59639


EPA Est. 67545-AZ-01

Classified for
"RESTRICTED USE"
in New York State
under 6NYCRR Part 326

Safari™

20 SG INSECTICIDE

GROUP 4A INSECTICIDE



ACCEPTED FOR REGISTRATION
ONLY IN CONJUNCTION WITH
NEW YORK STATE SPECIFIC
SUPPLEMENTAL LABELING
SLN NY-120008

March 28, 2012

New York State Department of
Environmental Conservation
Division of Solid & Hazardous Materials
Pesticide Product Registration Section



FOR FOLIAR AND SYSTEMIC INSECT CONTROL IN
ORNAMENTAL PLANTS, VEGETABLE TRANSPLANTS IN
ENCLOSED STRUCTURES.

For Greenhouse, Nursery, Interior Plantscape and
Outdoor Landscape Use Only

Active Ingredient:
Dinotefuran, [N-methyl-N'-nitro-N''-
((tetrahydro-3-furanyl)methyl)guanidine]... 20%
Other Ingredients 80%
Total:..... 100%
EPA Reg. No. 86203-11-59639
EPA Est. 67545-AZ-01

KEEP OUT OF
REACH OF CHILDREN
CAUTION
SEE BOOKLET FOR ADDITIONAL
PRECAUTIONARY STATEMENTS
NET CONTENTS 3 POUNDS

Form 1510-D

FORM: 1521-E

DATE: 10/7/11

BLACK

NAME: Safari 20 SG Insecticide

PRODUCT SIZE: 6-3/8" x 4-1/4" open;

KIND: Booklet

FINISHED SIZE: 3-3/16" x 4-1/4" closed

GROUP 4A INSECTICIDE



Safari®

20 SG INSECTICIDE



**FOR FOLIAR AND SYSTEMIC INSECT CONTROL
IN ORNAMENTAL PLANTS, VEGETABLE TRANS-
PLANTS IN ENCLOSED STRUCTURES.**

**For Greenhouse, Nursery, Interior Plantscape and
Outdoor Landscape Use Only**

Active Ingredient:

Dinotefuran, [N-methyl-N'-nitro-N''-(tetrahydro-3-furanyl)methyl]guanidine	20%
Other Ingredients	80%
Total:	100%

EPA Reg. No. 86203-11-59639

KEEP OUT OF REACH OF CHILDREN

CAUTION

**SEE NEXT PAGE FOR ADDITIONAL
PRECAUTIONARY STATEMENTS**

4.25 (4-1/4")

3.1875 (3-3/16")

4.25 (4-1/4")

FIRST AID

- If on skin or clothing:** Take off contaminated clothing. Rinse skin immediately with plenty of water for 15-20 minutes. Call a poison control center or doctor for further treatment advice.
- If swallowed:** Call a poison control center or doctor immediately for treatment advice. Do not induce vomiting unless told to do so by the poison control center or doctor. Have person sip a glass of water if able to swallow. Do not give anything by mouth to an unconscious person.
- If in eyes:** Hold eye open and rinse slowly and gently with water for 15-20 minutes. Remove contact lenses, if present, after the first 5 minutes, then continue rinsing eye. Call a poison control center or doctor for further treatment advice.
- If inhaled:** Move person to fresh air. If person is not breathing, call 911 or an ambulance, then give artificial respiration, preferably mouth-to-mouth, if possible. Call a poison control center or doctor for further treatment advice.

HOT LINE NUMBER

Have the product container or label with you when calling a poison control center or doctor or going for treatment. You may also contact **1-800-892-0099** for emergency medical treatment information.

PRECAUTIONARY STATEMENTS

HAZARDS TO HUMANS AND DOMESTIC ANIMALS

CAUTION

Harmful if swallowed or absorbed through skin. Causes moderate eye irritation. Do not allow contact with skin, eyes or clothing. Wash thoroughly with soap and water after handling. Remove contaminated clothing and wash before reuse.

3.1875 (3-3/16")

PERSONAL PROTECTIVE EQUIPMENT

Applicators and other handlers must wear:

- Long-sleeved shirt and long pants
- Chemical-resistant gloves made of any waterproof material such as polyethylene or polyvinyl chloride
- Shoes plus socks

USER SAFETY REQUIREMENTS

Follow manufacturer's instructions for cleaning/maintaining PPE. If no such instructions exist for washables, use detergent and hot water. Keep and wash PPE separately from other laundry.

USER SAFETY RECOMMENDATIONS

Users should:

- Wash hands before eating, drinking, chewing gum, using tobacco or using the toilet.
- Remove clothing immediately if pesticide gets inside. Then wash thoroughly and put on clean clothing.
- Remove PPE immediately after handling this product. Wash the outside of gloves before removing. As soon as possible, wash thoroughly and change into clean clothing.

ENVIRONMENTAL HAZARDS

This pesticide is toxic to shrimp. Do not apply directly to water, or to areas where surface water is present or to intertidal areas below the mean high water mark. Do not apply when weather conditions favor drift from treated areas. Drift and runoff from treated areas may be hazardous to aquatic organisms in water adjacent to treated areas. Do not dispose equipment washwaters or rinsate into a natural drain or water body.

This product is highly toxic to bees exposed to direct treatment or residues on blooming crops or weeds. Do not apply this product or allow it to drift to blooming crops or weeds if bees are visiting the treatment area.

Dinotefuran and its degradate, MNG have the properties and characteristics associated with chemicals detected in ground water. The high water solubility of dinotefuran, and its degradate, MNG, coupled with its very high mobility, and resistance to biodegradation indicates that this

4.25 (4-1/4")

compound has a strong potential to leach to the subsurface under certain conditions as a result of label use. Use of this chemical in areas where soils are permeable, particularly where the water table is shallow, may result in ground water contamination. Periodic monitoring of shallow ground water in the use area is recommended.

PHYSICAL OR CHEMICAL HAZARDS

Do not use, pour, spill or store near heat or open flame.

SPRAY DRIFT ADVISORY

Do not apply under conditions involving possible drift to food, forage or other plantings that might be damaged or the crop, thereof, rendered unfit for sale, use or consumption.

DIRECTIONS FOR USE

It is a violation of Federal law to use this product in a manner inconsistent with its labeling.

READ ENTIRE LABEL AND PAMPHLET. USE STRICTLY IN ACCORDANCE WITH PRECAUTIONARY STATEMENTS AND DIRECTIONS, AND WITH APPLICABLE STATE AND FEDERAL REGULATIONS.

Do not apply this product in a way that will contact workers or other persons, either directly or through drift. Only protected handlers may be in the area during application. For any requirements specific to your State or Tribe, consult the agency responsible for pesticide regulation.

AGRICULTURAL USE REQUIREMENTS

Use this product only in accordance with its labeling and with the Worker Protection Standard, 40 CFR Part 170. This Standard contains requirements for the protection of agricultural workers on farms, forests, nurseries, greenhouses and handlers of agricultural insecticides. It contains requirements for training, decontamination, notification and emergency assistance. It also contains specific instructions and exceptions pertaining to the statements on this label about personal protective equipment (PPE) and restricted-entry interval. The requirements in this box only apply to uses of this product that are covered by the Worker Protection Standard.

(continued)

3.1875 (3-3/16")

(continued)

Do not enter or allow worker entry into treated areas during the restricted entry interval (REI) of 12 hours.

EXCEPTION: If product is drenched or soil-injected, workers may enter the area at any time if there will be no contact with anything that has been treated.

PPE required for early entry to treated areas that is permitted under the Worker Protection Standard and that involves contact with anything that has been treated, such as plants, soil or water is:

- Coveralls
- Chemical-resistant gloves made of any waterproof material, such as polyethylene or polyvinyl chloride
- Shoes plus socks

NON-AGRICULTURAL USE REQUIREMENTS

The requirements in this box apply to uses of this product that are NOT within the scope of the Worker Protection Standard for agricultural pesticides (40 CFR part 170). The WPS applies when this product is used to produce agricultural plants on farms, forests, nurseries, or greenhouses.

Do not allow others to enter treated areas until sprays have dried.

CONDITIONS OF SALE

Valent USA Corporation warrants that this product in its unopened package conforms to the chemical description on the label and is reasonably fit for the purposes set forth on the label when used according to directions under normal use conditions to the crops specified. To the extent consistent with applicable law, there are no other warranties, expressed or implied, concerning the use of this product other than indicated on the label. To the extent consistent with applicable law, this warranty does not extend to the handling or use of this product contrary to label instructions or under abnormal conditions or conditions not reasonably foreseeable to seller, and buyer assumes all risk of any such use.

4.25 (4-1/4")

3.1875 (3-3/16")

4.25 (4-1/4")

APPLICATION INFORMATION

- Applications of Safari® 20 SG Insecticide in residential areas may be made by commercially licensed applicators.

Application to Ornamental plants:

- *Safari 20 SG Insecticide* can be applied as a foliar spray, a broadcast spray, a soil drench, soil injection and via chemigation for insect control in ornamental plants in greenhouses, nurseries, outdoor landscapes and interior plantscapes.
- *Safari 20 SG Insecticide* is a systemic product and will be taken up by the root system and translocated upward throughout the plant. When applied as a foliar spray, the product offers translaminar and locally systemic control of foliar pests.
- When applied to the soil, *Safari 20 SG Insecticide* will be translocated more quickly in herbaceous plants than in woody shrubs and trees. Speed of insect control will range from as little as one day for small herbaceous plants in containers, to several weeks in large trees growing in the landscape.
- For outdoor and landscape ornamentals, broadcast applications cannot exceed a total of 2.7 lbs of product (0.54 lb active ingredient) per acre per year.

MIXING INSTRUCTIONS:

Safari 20 SG Insecticide Alone: Add half of the required amount of water to the mix tank. With the agitator running, add the desired amount of *Safari 20 SG Insecticide* to the tank. Continue agitation while adding the remainder of the water. Begin application of the solution after *Safari 20 SG Insecticide* has completely dispersed into the mix water. Maintain agitation until all of the mixture has been applied.

Safari 20 SG Insecticide + Tank Mixtures: Add half of the required amount of water to the mix tank. Start the agitator running before adding any tank mix partners. In general, add tank mix partners in this order: products packaged in water-soluble packaging, wettable powders, wettable granules (dry flowables), liquid flowables, liquids, emulsifiable concentrates, and surfactants/adjuvants. Always allow each tank mix partner to become fully dispersed before adding the next product. Provide sufficient agitation while adding the remainder of the water. Maintain agitation until all the mixture has been applied.

3.1875 (3-3/16")

NOTE: When using *Safari 20 SG Insecticide* in tank mixtures, add all products in water-soluble packaging to the tank before any other tank mix partner, including *Safari 20 SG Insecticide*. Allow the water-soluble packaging to completely dissolve and the product(s) to completely disperse before adding any other tank mix partner to the tank.

If using *Safari 20 SG Insecticide* in a tank mixture, observe all directions for use, crop/sites, use rates, dilution ratios, precautions, and limitations which appear on the tank mix product label. Do not exceed label dosage rate, and follow the most restrictive label precautions and limitations. Do not mix this product with any product that prohibits such mixing. Tank mixtures or other applications of products referenced on this label are permitted only in those states in which the referenced products are labeled.

Compatibility

IMPORTANT – The safety of all potential tank mixes has not been tested on all crops. Before applying any tank mixture not specifically listed on this label, confirm the safety to the target crop.

Safari 20 SG Insecticide is compatible with most commonly used pesticides, crop oils, adjuvants, and nutritional sprays. However, since it is not possible to test all possible mixtures, pre-test to assure the physical compatibility and lack of phytotoxic effect of any proposed mixtures with *Safari 20 SG Insecticide*. To determine the physical compatibility of *Safari 20 SG Insecticide* with other products, use a jar test, as described below:

Using a quart jar, add the proportionate amounts of the products to 1 quart of water. Add wettable powders and water-dispersible granular products first, then liquid flowables, and emulsifiable concentrates last. After thoroughly mixing, let stand for at least 5 minutes. If the combination remains mixed or can be remixed readily, it is physically compatible. Once compatibility has been proven, use the same procedure for additional required ingredients to the spray tank.

4.25 (4-1/4")

RESISTANCE MANAGEMENT

Safari 20 SG Insecticide contains a Group 4A insecticide. Insect biotypes with acquired resistance to Group 4A may eventually dominate the insect population if Group 4A insecticides are used repeatedly in the same crop or in successive years as the primary method of control for a targeted species. This may result in partial or total loss of control of those species by *Safari 20 SG* Insecticide or other Group 4A insecticides.

To delay the development of insecticide resistance in greenhouse, nursery and interiorscape use sites, strongly consider the following guidelines:

- Do not apply *Safari 20 SG* Insecticide or other Group 4A insecticides to consecutive generations of the same insect pest species.
- Do not drench soil media with *Safari 20 SG* Insecticide or other Group 4A insecticides more than one time per crop cycle or three months, whichever is shorter.
- Do not make more than two foliar or broadcast sprays of *Safari 20 SG* Insecticide or other Group 4A insecticides to a single crop during a two-month period.
- Do not make more than one soil drench and one foliar or broadcast spray with *Safari 20 SG* Insecticide or other Group 4A insecticides during a two-month period.
- Base insecticide use on a comprehensive IPM program.
- Monitor treated insect populations for loss of field efficacy.
- Contact your local extension specialist, certified crop advisors, and/or manufacturers for insecticide resistance management and/or IPM guidelines for the specific site and resistant pest problems.
- For further information or to report suspected resistance, you may contact Valent USA Corporation at toll free number 1-800-898-2536.

APPLICATION PROCEDURES AND SPRAY EQUIPMENT

Ground Application: Select spray nozzles that will provide accurate and uniform spray deposition. Use spray nozzles that provide medium-sized droplets and reduce drift. To help insure accuracy, calibrate sprayer before

3.1875 (3-3/16")

each use. For information on spray equipment and calibration, consult nozzle manufacturers and/or State Extension Service specialists.

Apply *Safari 20 SG* Insecticide using sufficient water volume to provide thorough and uniform coverage. In situations where a dense canopy exists and/or pest pressure is high, use greater water volumes. The use of a spray adjuvant may improve spray coverage. Do not apply under conditions where uniform coverage cannot be obtained or where excessive spray drift may occur.

Applications to ornamental plants: *Safari 20 SG* Insecticide can be applied using many different types of application equipment. Apply in sufficient water to ensure good coverage of ornamental plants. When making applications to plants with hard to wet foliage such as holly or pine, the product may be tank mixed with a surfactant. If concentrate or mist type spray equipment is used, apply the same amount of product on the sprayed area as would be used in a dilute solution. To assure optimum effectiveness, the product must be placed where the growing portion of the target plant can absorb the active ingredient. Applications can be made to foliage or as a soil drench.

RESTRICTIONS

- Do not graze treated areas or use clippings from treated areas for feed or forage.
- Prevent runoff or puddling of irrigation water following application.
- Keep children and pets off treated areas until spray has dried.
- Do not apply to areas that are water logged or saturated, or frozen, which will not allow penetration into the root zone of the plant.

APPLICATION THROUGH IRRIGATION SYSTEMS (CHEMIGATION):

Safari 20 SG Insecticide may be applied by injection into an irrigation system, either alone or in combination with other pesticides or chemicals that are registered for application through irrigation systems. Dilution ratios are normally 1:100 to 1:200, depending on the system. Apply this product only through center pivot, solid set, hand move, or moving wheel irrigation systems (Turfgrass) or microirrigation (individual spaghetti tube), drip irrigation, overhead irrigation, or motorized calibrated irrigation equipment (Ornamentals). Do not apply through any other type of irrigation system.

4.25 (4-1/4")

Lack of effectiveness can result from non-uniform distribution of treated water. If you have questions about calibration, contact State Extension Service specialists, equipment manufacturers, or other experts. A person knowledgeable of the chemigation system and responsible for its operation, or under the supervision of the responsible person, shall shut the system down and make adjustments when necessary.

Using Water from Public Water Systems:

DO NOT APPLY SAFARI 20 SG INSECTICIDE THROUGH ANY IRRIGATION SYSTEM PHYSICALLY CONNECTED TO A PUBLIC WATER SYSTEM.

Public water system means a system for the provision to the public of piped water for human consumption if such system has at least 15 service connections or regularly serves an average of at least 25 individuals daily at least 60 days per year. *Safari 20 SG Insecticide* may be applied through irrigation systems which may be supplied by a public water system only if the water from the public water system is discharged into a reservoir tank prior to pesticide introduction. There shall be a complete physical break (air gap) between the outlet end of the fill pipe and to top or overflow rim of the reservoir tank of at least twice the inside diameter of the fill pipe. Before beginning chemigation, always make sure that the air gap exists and that there is no blockage of the overflow of the reservoir tank.

Any irrigation system using water supplied from a public water system must also meet the following requirements:

Operating Instructions for Irrigation Systems:

1. The system must be calibrated to uniformly apply the rates specified. If you have questions about calibration, contact State Extension Service specialists, equipment manufacturers, or other experts.
2. The system must contain a functional check valve, vacuum relief valve, and low-pressure drain appropriately located on the irrigation pipeline to prevent water source contamination from backflow.
3. The pesticide injection pipeline must contain a functional, automatic, quick-closing check valve to prevent the flow of fluid back toward the injection pump.
4. The pesticide injection pipeline must also contain a functional, normally closed, solenoid-operated valve located on the intake side of the injection pump and connected to the system interlock to prevent fluid from

3.1875 (3-3/16")

- being withdrawn from the supply tank when the irrigation system is either automatically or manually shut down.
5. The system must contain functional interlocking controls to automatically shut off the pesticide injection pump when the water pump motor stops.
 6. The irrigation line or water pump must include a functional pressure switch that will stop the water pump motor when the water pressure decreases to the point where pesticide distribution is adversely affected.
 7. Systems must use a metering pump, such as a positive displacement injection pump (e.g., diaphragm pump) effectively designed and constructed of materials that are compatible with pesticides and capable of being fitted with a system interlock.
 8. Do not apply when wind speed favors drift beyond the area intended.

Calibration and Application Instructions:

Apply *Safari 20 SG* Insecticide under the schedule specified in the specific use instructions, not according to the irrigation schedule unless the events coincide. In general, set the equipment to apply the minimum amount of water per acre. Run the system at 86-90% of the manufacturer's maximum rated travel speed.

The following calibration and application techniques are provided for user reference, but do not constitute a warranty of fitness for application through sprinkler irrigation equipment. Check with state and local regulatory agencies for potential use restrictions before applying any agricultural chemical through sprinkler irrigation equipment.

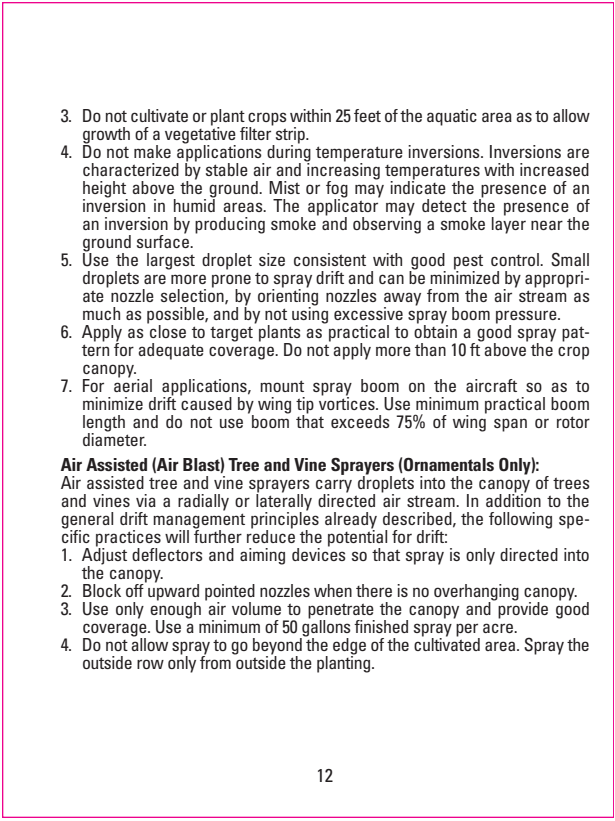
MINIMIZING SPRAY DRIFT

As with all crop protection products, it is important to minimize off-target movement. Do not allow spray to drift onto adjacent land, crops, or aquatic areas. To minimize spray drift:

1. Make applications when wind velocity favors on-target product deposition (approximately 3 to 10 mph). Do not apply when wind velocity exceeds 10 mph. Do not apply when wind gusts approach 10 mph.
2. Risk of exposure to sensitive aquatic areas can be reduced by not applying when wind direction is toward the aquatic area.

4.25 (4-1/4")

3.1875 (3-3/16")

- 
- A diagram showing a rectangular area defined by a pink border. On the left side, a vertical pink double-headed arrow indicates a height of 4.25 (4-1/4) inches. At the bottom, a horizontal pink double-headed arrow indicates a width of 3.1875 (3-3/16) inches. Inside the rectangle, there is a list of seven numbered items and a section header followed by a paragraph and another list of four numbered items.
3. Do not cultivate or plant crops within 25 feet of the aquatic area as to allow growth of a vegetative filter strip.
 4. Do not make applications during temperature inversions. Inversions are characterized by stable air and increasing temperatures with increased height above the ground. Mist or fog may indicate the presence of an inversion in humid areas. The applicator may detect the presence of an inversion by producing smoke and observing a smoke layer near the ground surface.
 5. Use the largest droplet size consistent with good pest control. Small droplets are more prone to spray drift and can be minimized by appropriate nozzle selection, by orienting nozzles away from the air stream as much as possible, and by not using excessive spray boom pressure.
 6. Apply as close to target plants as practical to obtain a good spray pattern for adequate coverage. Do not apply more than 10 ft above the crop canopy.
 7. For aerial applications, mount spray boom on the aircraft so as to minimize drift caused by wing tip vortices. Use minimum practical boom length and do not use boom that exceeds 75% of wing span or rotor diameter.

Air Assisted (Air Blast) Tree and Vine Sprayers (Ornamentals Only):

Air assisted tree and vine sprayers carry droplets into the canopy of trees and vines via a radially or laterally directed air stream. In addition to the general drift management principles already described, the following specific practices will further reduce the potential for drift:

1. Adjust deflectors and aiming devices so that spray is only directed into the canopy.
2. Block off upward pointed nozzles when there is no overhanging canopy.
3. Use only enough air volume to penetrate the canopy and provide good coverage. Use a minimum of 50 gallons finished spray per acre.
4. Do not allow spray to go beyond the edge of the cultivated area. Spray the outside row only from outside the planting.

ORNAMENTAL PLANTS

Foliar or broadcast spray application

For foliar insect control on ornamental plants in nurseries, greenhouses, interior plantscapes, lath and shadehouses and outdoor landscapes (commercial, industrial, recreational and residential).

Crop	Pests	Product Rate	Remarks
Ornamental plants including: Shrubs Bedding Plants Flowering Plants Foliage Plants Ground Covers Evergreens Ornamental Trees Non-Bearing Fruit Trees Non-Bearing Nut Trees Non-Bearing Vines Not for use on house plants grown inside private residences	Adelgids including: Hemlock Woolly Aphids (suppression) Japanese Beetles (adults) Lacebugs including: Azalea Hawthorne Leaf Beetles Viburnum Leafhoppers including: Glassy-Winged Sharpshooter Potato	Foliar Spray 1/4 to 1/2 lb per 100 gallons (4 to 8 oz per 100 gallons) (0.05 to 0.1 lbs ai per 100 gallons) 8-16 oz per Acre (0.1 to 0.2 lbs ai/A) 0.2-0.4 oz per 1,000 sq ft For treatment of small areas: 1/2-1.0 tsp per gallon	For optimal control, make first application just before pest populations reach an economic threshold. If necessary, make a second application after 14-21 days. Tank mixing with a surfactant may improve control of pests such as whitefly, mealybug and scale. Confirm plant safety of tank mix in small area before using on a commercial scale. 100 gals of spray mix will treat 20,000 sq ft of area when using a typical high volume sprayer. If using a low volume sprayer, adjust concentration to apply the same amount of product per unit area.

1 level teaspoon contains 2.4 grams and 1 cup (8 fl oz) contains 4.0 oz by weight of *Safari* 20 SG Insecticide.

Do not apply more than 2.7 lbs (0.54 lbs ai) per acre of nursery, landscape per year. To delay the development of resistance: Do not apply *Safari* 20 SG Insecticide or other Group 4A insecticides to consecutive generations of the same insect species without switching to a different mode of action. Do not make more than two sprays of *Safari* 20 SG Insecticide or other Group 4A insecticides to a single crop during a two-month period. Refer to "Resistance Management" section of label for further guidelines.

(continued)

4.25 (4-1/4")

ORNAMENTAL PLANTS (continued)

Crop	Pests	Product Rate	Remarks
Ornamental plants including: Shrubs Bedding Plants Flowering Plants Foliage Plants Ground Covers Evergreens Ornamental Trees Non-Bearing Fruit Trees Non-Bearing Nut Trees Non-Bearing Vines Not for use on house plants grown inside private residences	Leafminers including: Serpentine Mealybugs including: Citrus Long-Tailed Madeira Obscure Pink Hibiscus Psyllids including: Asian Citrus Root Weevils (adult) including: Black Vine Diaprepes	Foliar Spray 1/4 to 1/2 lb per 100 gallons (4 to 8 oz per 100 gallons) (0.05 to 0.1 lbs ai per 100 gallons) 8-16 oz per Acre (0.1 to 0.2 lbs ai/A) 0.2-0.4 oz per 1,000 sq ft For treatment of small areas: 1/2-1.0 tsp per gallon	For optimal control, make first application just before pest populations reach an economic threshold. If necessary, make a second application after 14-21 days. Tank mixing with a surfactant may improve control of pests such as whitefly, mealybug and scale. Confirm plant safety of tank mix in small area before using on a commercial scale. 100 gals of spray mix will treat 20,000 sq ft of area when using a typical high volume sprayer. If using a low volume sprayer, adjust concentration to apply the same amount of product per unit area.

1 level teaspoon contains 2.4 grams and 1 cup (8 fl oz) contains 4.0 oz by weight of *Safari* 20 SG Insecticide.

Do not apply more than 2.7 lbs (0.54 lbs ai) per acre of nursery, landscape per year. To delay the development of resistance: Do not apply *Safari* 20 SG Insecticide or other Group 4A insecticides to consecutive generations of the same insect species without switching to a different mode of action. Do not make more than two sprays of *Safari* 20 SG Insecticide or other Group 4A insecticides to a single crop during a two-month period. Refer to "Resistance Management" section of label for further guidelines.

(continued)

ORNAMENTAL PLANTS (continued)

Crop	Pests	Product Rate	Remarks
Ornamental plants including: Shrubs Bedding Plants Flowering Plants Foliage Plants Ground Covers Evergreens Ornamental Trees Non-Bearing Fruit Trees Non-Bearing Nut Trees Non-Bearing Vines Not for use on house plants grown inside private residences	Scales (Armored and Soft) including: Cryptomeria Cycad Aulacaspis Elongate Hemlock Euonymus Florida Red Florida Wax Tea Thrips (suppression) Chilli Whiteflies including: Giant Greenhouse Silverleaf/ Sweetpotato (B and Q Biotypes)	Foliar Spray 1/4 to 1/2 lb per 100 gallons (4 to 8 oz per 100 gallons) (0.05 to 0.1 lbs ai per 100 gallons) 8-16 oz per Acre (0.1 to 0.2 lbs ai/A) 0.2-0.4 oz per 1,000 sq ft For treatment of small areas: 1/2-1.0 tsp per gallon	For optimal control, make first application just before pest populations reach an economic threshold. If necessary, make a second application after 14-21 days. Tank mixing with a surfactant may improve control of pests such as whitefly, mealybug and scale. Confirm plant safety of tank mix in small area before using on a commercial scale. 100 gals of spray mix will treat 20,000 sq ft of area when using a typical high volume sprayer. If using a low volume sprayer, adjust concentration to apply the same amount of product per unit area.

1 level teaspoon contains 2.4 grams and 1 cup (8 fl oz) contains 4.0 oz by weight of *Safari* 20 SG Insecticide.

Do not apply more than 2.7 lbs (0.54 lbs ai) per acre of nursery, landscape per year. To delay the development of resistance: Do not apply *Safari* 20 SG Insecticide or other Group 4A insecticides to consecutive generations of the same insect species without switching to a different mode of action. Do not make more than two sprays of *Safari* 20 SG Insecticide or other Group 4A insecticides to a single crop during a two-month period. Refer to "Resistance Management" section of label for further guidelines.

VEGETABLE TRANSPLANTS

Foliar or broadcast spray application

For foliar insect control on vegetable transplants grown in enclosed structures.

Crop	Pests	Product Rate (By Weight)	Remarks
Cucurbits (Transplants only) Cantaloupe, Cucumber, Melons, Squash	Aphids Leafminers Mealybugs Thrips (suppression)	3.5 - 7.0 oz per 100 gal 7-14 oz per Acre	Do not make more than one application per crop. Apply only to cucurbits and brassica being grown as transplants and before transplants are sold.
Fruiting Vegetables Eggplant, Peppers, Tomato	Whiteflies including: Silverleaf/ Sweetpotato (B and Q Biotypes)	0.16 - 0.32 oz per 1,000 sq ft (0.09 to 0.18 lbs ai per Acre)	100 gals of spray mix will treat 20,000 sq ft of area when using a typical high volume sprayer. If using a low volume sprayer, adjust concentration to apply the same amount of product per unit area.
Head and Stem Brassica Broccoli, Brussels Sprouts, Cabbage, Cauliflower, Kohlrabi			
Leafy Vegetables (Transplants only) (Excluding Brassica spp.)	Aphids Leafminers Mealybugs Thrips (suppression) Whiteflies including: Silverleaf/ Sweetpotato (B and Q Biotypes)	3.5 - 5.5 oz per 100 gal 7-11 oz per Acre 0.16 - 0.25 oz per 1,000 sq ft (0.09 to 0.134 lbs ai per Acre)	Do not make more than one application per crop. Apply only to leafy vegetables being grown as transplants and before transplants are sold. 100 gals of spray mix will treat 20,000 sq ft of area when using a typical high volume sprayer. If using a low volume sprayer, adjust concentration to apply the same amount of product per unit area.

1 level teaspoon contains 2.4 grams, and 1 cup (8 fl oz) contains 4.0 oz by weight of *Safari* 20 SG Insecticide.

Do not apply more than 1.34 lbs (0.268 lbs ai) per acre of nursery per year.

To delay the development of resistance: Do not apply *Safari* 20 SG Insecticide or other Group 4A insecticides to consecutive generations of the same insect species without switching to a different mode of action. Do not make more than two sprays of *Safari* 20 SG Insecticide or other Group 4A insecticides to a single crop. Refer to "Resistance Management" section of label for further guidelines.

PESTS CONTROLLED BY SAFARI/20 SG INSECTICIDE WHEN APPLIED TO THE SOIL

Adelgids including: Hemlock Woolly Aphids including: Crepe Myrtle Green Peach Melon Bagworms Flatheaded Borers including: Alder Emerald Ash Flatheaded Appletree Fungus Gnats (larvae) Lacebugs including: Azalea Hawthorne Leaf Beetles Viburnum Leafhoppers including: Glassy-Winged Sharpshooter Potato	Leafminers including: Boxwood Serpentine Mealybugs Citrus Longtailed Madeira Obscure Pink Hibiscus Root Psyllids including: Asian Citrus Root Weevils (larvae and adults) including: Black Vine Diaprepes Roundheaded Borers (excluding Asian Longhorned)	Scales (Armored and Soft) including: Calico Cottony Cushion Cottony Maple Cryptomeria Cycad Aulacaspis Duplacionaspis Elongate Hemlock Euonymus False Oleander Fig (Ficus) Wax Fletcher Florida Red Florida Wax Lecanium Oystershell Poplar (Aspen) Pine Needle Tea Tuliptree	Thrips including: Chilli (suppression) Gynaikothrips uzeli (suppression) Western Flower (suppression) Whiteflies including: Ficus Giant Greenhouse Silverleaf/ Sweetpotato (B and Q Biotypes) White Grubs including: Oriental Beetle
--	--	---	--

4.25 (4-1/4")

Application to soil

For systemic insect control on containerized and field grown (in-ground) ornamental plants in nurseries, greenhouses, interior plantscapes, lath and shadehouses and outdoor landscapes (commercial, industrial, recreational and residential) when applied via soil drench, soil injection, micro-irrigation (spaghetti tube or emitter), drip irrigation, overhead irrigation, ebb and flood irrigation equipment or motorized irrigation equipment.

Crop	Product Rate (By Weight)		Remarks
Ornamental plants including: Shrubs Bedding Plants Flowering Plants Foliage Plants Ground Covers Evergreens Ornamental Trees Non-Bearing Fruit Trees Non-Bearing Nut Trees Non-Bearing Vines	Containerized Plants		Only apply to moist soil media. Do not apply to dry or saturated media. For optimal performance, do not apply media drench until roots from transplanted plugs or liners have extended at least half way to the edge of pots.
	Soil Media Drench		
	3/4 to 1-1/2 pounds per 100 gallons		Do not leach treated soil media for at least 7 days after application or performance may be reduced. Heavy rainfall or excessive irrigation following application may decrease performance. In general, higher rates will be needed to control insects on woody plants than on herbaceous plants. Poinsettia: For optimal control of whiteflies, treat plants 1-3 weeks after pinch. Late season drenches will take longer to give control.
	12 to 24 ounces per 100 gallons		
	1.5-3.0 teaspoons per gallon		
	Media Drench Volume for Individual Pots		
	Pot diameter (inches)	Fl oz of dilute solution per pot	
	4	2	
	5	3	
	6	4	
7	5		
8	6		
For larger pot volumes, apply 3 – 4 fl oz of dilute solution (0.11 to 0.22 g product per 4 fl oz water), per gallon of potting media. Use a drench volume that is sufficient to wet soil media without resulting in overflow or runoff through drain holes in pot.			

(continued)

Application to soil (continued)

Crop	Product Rate (By Weight)		Remarks
Ornamental plants including: Shrubs Bedding Plants Flowering Plants Foliage Plants Ground Covers Evergreens Ornamental Trees Non-Bearing Fruit Trees Non-Bearing Nut Trees Non-Bearing Vines	Containerized Plants Media Drench Volume for Plants in Raised Beds, Benches, Bedding Flats, Plug and Liner Trays:		
	Apply sufficient dilute solution to wet soil media without loss of liquid from bottom of bed or liner.		
	Containerized Plants Ebb and Flood Irrigation		Bring several pots to field capacity, let soil dry and then measure amount of water required to bring pots back to field capacity. Multiply the average volume of water required to rehydrate one pot by the number of pots to be treated. Add this volume of water to the minimum amount of water needed to flood the area to be treated. Re-use any returned volume in subsequent irrigation of same plants. For pot diameter greater than 8", use 3.7-7.5 ounces of <i>Safari 20 SG</i> Insecticide per 1,000 gallons of potting soil media.
	Pot diameter (inches)	Ounces per 1,000 pots	
	4	1.9 - 3.7	
	5	2.8 - 5.6	
	6	3.7 - 7.5	
	7	4.7 - 9.3	
	8	5.6 - 11.2	
	Chemigation of individual containers using a micro-irrigation system (spaghetti tube)		
Injection ratio	Ounces per gallon of injector tank water		
1:100	12 - 24		

(continued)

4.25 (4-1/4")

3.1875 (3-3/16")

4.25 (4-1/4")

Application to soil (continued)

Crop	Product Rate (By Weight)	Remarks
Ornamental plants including: Shrubs Bedding Plants Flowering Plants Foliage Plants Ground Covers Evergreens Ornamental Trees Non-Bearing Fruit Trees Non-Bearing Nut Trees Non-Bearing Vines	Field Grown (In-Ground) Plants Shrubs 3 - 6 grams (1.25 - 2.5 level teaspoons) per foot of height 1.0 - 2.1 ounces per 10 feet of height	When applied to the soil, <i>Safari</i> 20 SG Insecticide is taken up by actively growing trees and shrubs. Speed of control will be dependent on tree size, tree health, environmental conditions and how actively pests are feeding. In actively growing and transpiring plants, control may be evident within one week after application in small shrubs, and within three weeks after application in large trees. For optimal control, time soil applications so that <i>Safari</i> 20 SG Insecticide has had time to move to insect feeding sites by time target life stage is present. Control may be less effective when applied to dry, saturated, or frozen soil, or at times when plants are not actively taking up water from soil. If possible, irrigate dry soils 1-3 days before application, or apply irrigation within 3 days after application. Heavy rainfall or inadequate irrigation immediately following application may decrease performance. Use higher labeled rates for broadleaf evergreens with dense foliage (ex. hollies), and with very large trees. Soil Drench: Mix required dose in water and uniformly apply to soil around base of shrub or tree. Pull back mulch before drenching. For optimal performance, apply 1-4 pints of drench solution per foot of height (shrubs) or inch of trunk diameter (trees). Adjust drench volume based on soil type, soil moisture and thickness of mulch so that product is moved into root zone. To enhance soil penetration in heavy soils and sloping terrain, dig shallow holes around tree or shrub, and apply drench solution in holes. Lower drench volumes may be less effective in dry soils or when applied over heavy mulch unless there is adequate rainfall or irrigation after application to move product into root zone.

(continued)

Application to soil (continued)

Crop	Product Rate (By Weight)	Remarks
Ornamental plants including: Shrubs Bedding Plants Flowering Plants Foliage Plants Ground Covers Evergreens Ornamental Trees Non-Bearing Fruit Trees Non-Bearing Nut Trees Non-Bearing Vines	<p style="text-align: center;">Small Trees (Less than 24" diameter at breast height)</p> 3 - 12 grams (1.25 - 5.0 level teaspoons) per inch of trunk diameter at breast height (DBH) 1.05 - 4.2 ounces per 10 inches of trunk diameter at breast height (DBH) For multi-stem trees, base rate on cumulative inches of diameter of all stems at breast height.	<p>Soil Injection: Mix required dose in water and make at least four injections per shrub or tree with a low-pressure applicator. Use same amount of solution per hole. Injections can be made using the following methods:</p> <p><i>Grid System</i> – Space injections on a 2.5 ft center extending to drip line.</p> <p><i>Circle System</i> – Make injections in concentric circles extending inward from drip line.</p> <p><i>Basal System</i> – Space injections evenly around trunk no more than 24" out from the base.</p>
	<p style="text-align: center;">Large Trees (24" diameter or greater at breast height)</p> 6 - 12 grams (2.5 - 5.0 level teaspoons) per inch of trunk diameter at breast height (DBH) 2.1 - 4.2 ounces per 10 inches of trunk diameter at breast height (DBH) For multi-stem trees, base rate on cumulative inches of diameter of all stems at breast height.	<p><i>Safari</i> 20 SG Insecticide may be soil injected with low volume (e.g. Kioritz injector) or high volume injection equipment. For optimal performance, inject 1-32 fl oz of dilute solution per foot of height or inch of trunk diameter depending on application equipment. Make shallow injections where feeder roots are most concentrated.</p>

(continued)

4.25 (4-1/4")

Application to soil (continued)

Crop	Product Rate (By Weight)		Remarks
Ornamental plants including:	Banded spray application to soil surface (2.7 lbs per acre)		Apply as a uniform band in row over root zone. Apply from peak adult flight to peak egg hatch.
Shrubs	Row spacing in feet	Ounces per 1,000 linear feet of row	Apply in at least two gallons of water per 1,000 linear feet. Irrigate after application to move product into soil profile.
Bedding Plants	3	3	
Flowering Plants	4	4	
Foliage Plants	5	5	
Ground Covers	6	6	
Evergreens	7	7	Control any weeds in treated area prior to application, or performance may be reduced.
Ornamental Trees	8	8	Adjust rates accordingly for other row spacing. For optimal performance, irrigate after application to move <i>Safari 20 SG</i> Insecticide into the root zone.
Non-Bearing Fruit Trees			
Non-Bearing Nut Trees	Broadcast spray to soil of plant beds 2.7 lbs per acre		Apply over the top of ornamental plant beds in a water volume sufficient to move product to soil surface. If necessary, irrigate after application to move product off of foliage and into upper root zone of soil. May be less effective on large woody shrubs than on herbaceous annuals and perennials.
Non-Bearing Vines			

1 level teaspoon contains 2.4 grams, and 1 cup (8 fl oz) contains 4.0 oz by weight of *Safari 20 SG* Insecticide.

Do not apply more than 2.7 lbs (0.54 lbs ai) per acre of nursery, landscape or forest per year.

To delay the development of resistance in greenhouses, nurseries and interiorscapes, do not make more than one soil application per crop cycle or three-months, whichever is shorter. Refer to "Resistance Management" section of the label for additional guidelines.

Trunk sprays in trees and large shrubs

For systemic insect control in containerized and field grown (in-ground) ornamental trees and shrubs in nurseries, interior plantscapes, lath and shadehouses and outdoor landscapes (commercial, industrial, recreational and residential) when applied as a trunk spray.

Crop	Pests	Product Rate (By Weight)	Remarks
Shrubs Ornamental trees Non-Bearing Fruit Trees Non-Bearing Nut Trees	Adelgids including: Hemlock Woolly Flatheaded Borers including: Emerald Ash Flatheaded Appletree Roundheaded Borers (Excluding Asian Longhorned) Scales including: Calico Whiteflies Ficus	12-24 oz per gallon Depending on bark type and thickness, one gallon of spray solution will cover 40-50" of trunk diameter when measured at 4.5 feet above ground.	When sprayed on the trunk, <i>Safari 20 SG</i> Insecticide will be absorbed through the bark and into the vascular system, and then transported throughout the tree. Speed of control will be dependent on tree size, tree health, environmental conditions and how actively pests are feeding. In actively transpiring trees, control may be evident within 1-4 weeks after application. Spray bark on root flare (buttress roots) and on trunk between soil surface and 4-5 feet above the soil surface. Adjust nozzle to uniformly distribute spray over the entire circumference of the tree trunk and buttress roots. Wet bark just to the point of saturation and run off onto soil. Apply with a low volume sprayer operated at 10-20 PSI to prevent tree damage, bounce back and drift. For optimal control, apply to actively growing trees and time application so that <i>Safari 20 SG</i> Insecticide has had time to move to insect feeding sites when target life stage is present. Do not apply to wet bark, during rainfall or if rain is expected within 12 hours. Control may be less effective in trees with thick bark, and at times when trees are not actively growing or transpiring.

1 level teaspoon contains 2.4 grams, and 1 cup (8 fl oz) contains 4.0 oz by weight of *Safari 20 SG* Insecticide.

Do not apply more than 2.7 lbs (0.54 lbs ai) per acre of nursery or landscape per year.

STORAGE AND DISPOSAL

Do not contaminate water, food or feed by storage, disposal or cleaning of equipment.

PESTICIDE STORAGE: Keep pesticide in original container. Do not put concentrate or dilute into food or drink containers. Store in a cool dry place. Do not store diluted spray. For help with any spill, leak, fire or exposure involving this material, call day or night **1-800-892-0099**.

PESTICIDE DISPOSAL: Wastes resulting from the use of this product may be disposed of on site or at an approved waste disposal facility.

CONTAINER HANDLING: Nonrefillable container: Do not reuse or refill this container. Triple rinse as follows. Empty the remaining contents into application equipment or a mix tank. Fill the container 1/4 full with water and recap. Shake for 10 seconds. Pour rinsate into application equipment or a mix tank or store rinsate for later use or disposal. Drain for 10 seconds after the flow begins to drip. Repeat this procedure two more times. Then offer for recycling if available, or reconditioning if appropriate or puncture and dispose of in a sanitary landfill, or by incineration, or, if allowed by state and local authorities, by burning. If burned, stay out of smoke.

Copyright ©2011 by Valent U.S.A. Corporation
Safari is a registered trademark of Valent U.S.A. Corporation

Manufactured for
Valent U.S.A. Corporation
P.O. Box 8025
Walnut Creek CA 94596-8025
Made in U.S.A.
Form 1521-E
ASP 041310
EPA Reg. No. 86203-11-59639